

Steel Cupboards

Secure storage for industrial and commercial workspaces



Probe

Lockable storage cupboards for busy working environments

Valuable goods and equipment used in any work environment can be safely locked away in our secure industrial storage cupboards. A versatile and robust range of steel cupboards providing secure storage in the workplace; meeting the stringent requirements of BS EN 14073:2004 (Parts 1, 2 & 3) and BS EN 14074:2004.



Cupboards are all available with a range of internal configurations (see page 5), dependant on whether you require a small amount of larger compartments or several smaller compartments; we have the storage cabinet to meet your needs.



- Vertical door stiffener for added strength.
- 3-point locking as standard.
- Adjustable shelves on a 25mm vertical pitch.
- Shelves carry a maximum of 90kg UDL.
- Semi-concealed hinges.

ACTIVECOAT

All painted components are protected with a powder coating which incorporates ActiveCoat anti-bacterial technology.



Handle is designed for easier operation; allowing the door to close without the key.



Three point locking for secure storage.



Dished top available on half height cupboard.



Top shelf and central divide

Coat rail features two coat hooks

Hard wearing matt textured paint finish

Shelves adjustable on 25mm vertical pitch and carry 90kg UDL

Three point locking.

Vertical door stiffener.

All locks are supplied with two keys.

Lock Options
Other lock options may be available, depending on the design of cupboard chosen. Please contact for details.



Factory fitted optional security hasp for padlock fitting is available for all two door cupboards.

Choice of internal configurations to meet various storage requirements.

Standard Cupboards

These strong, robust steel cupboards provide excellent durability and capacity for storage of items within a workplace environment.

Whether for use as an office or a factory cupboard; the product is designed to meet your requirements.

Height - 984 or 1820mm	
Width mm	Depth mm
915	505



Security Cupboards

Where valuable and potentially vulnerable materials or equipment are used in the workplace; the need for storage equipment with enhanced security becomes a necessity. Security cupboards benefit from an additional hasp and staple fitting, for use with a padlock (not supplied), as well as the standard 3 point locking.



Height - 984 or 1820mm	
Width mm	Depth mm
915	505



Colour Options



ActiveCoat antimicrobial technology is incorporated into all our cupboards at the time of manufacture, offering constant protection against a wide range of bacteria.

Body colour range

Choice of 3 body colours.



Standard door colour range

Choice of 7 door colours.



Cupboards for busy working environments



Height - 1820mm	
Width mm	Depth mm
615	505

Vision Cupboards

Vision cupboards show visible items, but do not compromise on security.

Based on the standard all-steel cupboards; with the addition of toughened polycarbonate view panels, set within a steel door (which has an all-round strengthened edge).

Height - 984 or 1820mm	
Width mm	Depth mm
915	505



Slimline Cupboards

The practical solution where storage space is limited. Slimline cupboards provide secure storage in a compact 'footprint' of only 615 x 505mm.



Large Volume Cupboards

As the name suggests, these are the largest of our cupboard range; offering spacious storage for awkward and bulky items.



High quality metal lock operates the 3 point locking system.



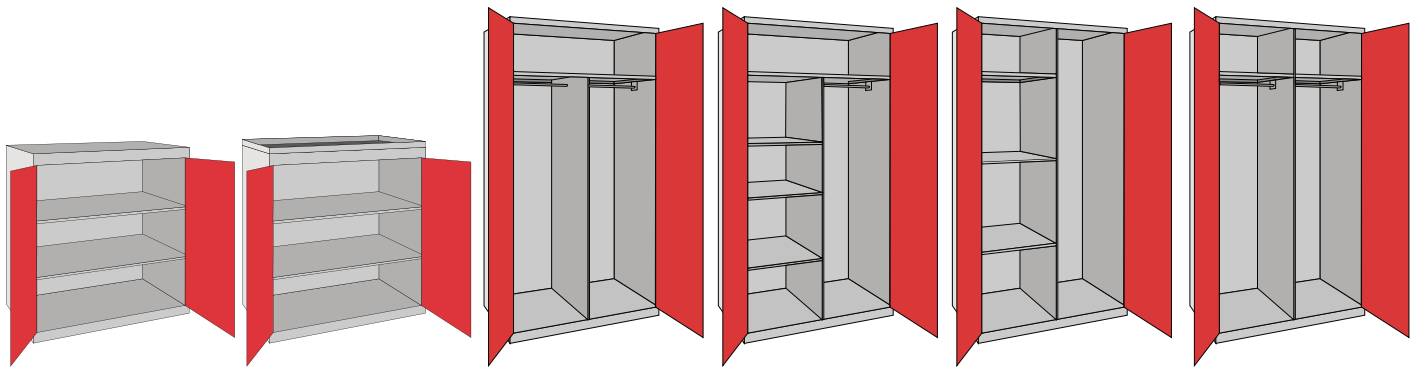
Height - 1830mm	
Width mm	Depth mm
1219	457



Internal configurations

Cupboard Internals

Standard cupboards are all available in the internal configurations illustrated. These offer a range of solutions to meet workplace requirements.



S12

- Two adjustable full width shelves.

S12DT

- Two adjustable full width shelves.
- Dished top.

S01

- Top shelf and vertical partition.
- Two Coat rails.

S02

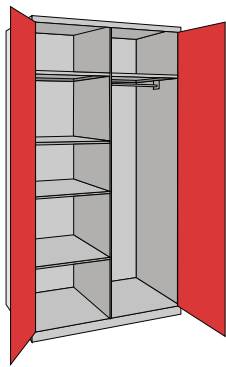
- Top shelf and vertical partition.
- One coat rail with coat hooks.
- Three half width adjustable shelves.

S08

- Central partition.
- Three half width adjustable shelves.


S09

- Top shelves and vertical partition.
- Two Coat rails.



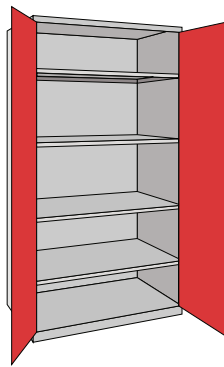
S10

- Top shelf with coat rail, coat hooks and central partition.
- Four half width adjustable shelves.



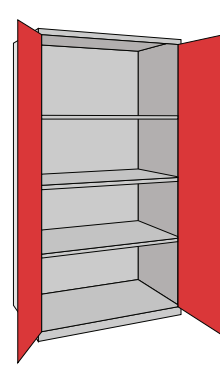
S11

- Top shelf with coat rail.



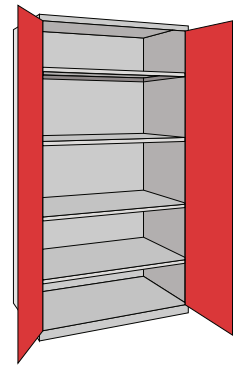
S12

- Two adjustable full width shelves.



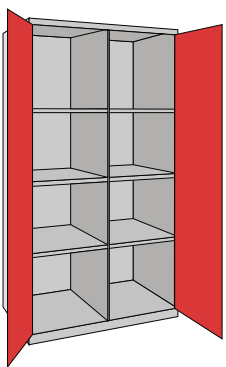
S13

- Three full width adjustable shelves.



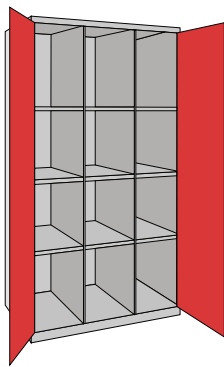
S14

- Four full width adjustable shelves.



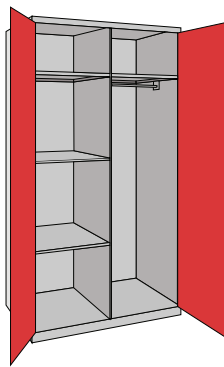
S20

- Central partition.
- Six half width adjustable shelves.



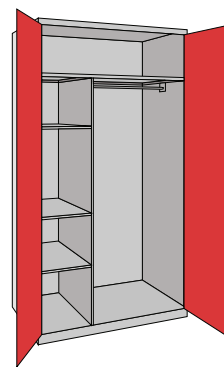
S21

- Two central partitions.
- Nine part width adjustable shelves.



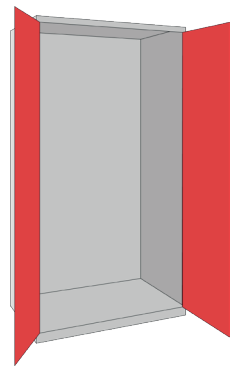
S22

- Top two shelves and central partition.
- Two half width adjustable shelves.
- One coat rail with coat hooks.



S25

- Top shelf and vertical partition.
- Three part width adjustable shelves.
- One coat rail with coat hooks.



S00

- Empty cupboard.

Industrial cupboards

A range of robust cupboards for specific storage needs.

Cupboards feature adjustable shelves on a 25mm vertical pitch capable of carrying a maximum of 90kg UDL. Doors feature vertical stiffening for added strength.



Tall cupboard
■ 3 shelves

Height - 1820mm	
Width mm	Depth mm
915	505

COSHH cupboards

Doors and body in silver grey with high visibility self write labels for you to personalise the contents.



Low cupboard
■ 1 shelf

Height - 984mm	
Width mm	Depth mm
915	505




Low cabinet
■ 2 shelves

Height - 984mm	
Width mm	Depth mm
477	505

Medical cupboards

White body and doors with high visibility, 270 degree labelling, complying to BS5499-1.



Locker
■ 1 shelf plus coat hooks

Height - 1780mm	
Width mm	Depth mm
460	460



Slim cupboard
■ 3 shelves

Height - 1820mm	
Width mm	Depth mm
477	505



Cube
■ 0 shelf

Height - 460mm	
Width mm	Depth mm
460	460



Low cabinet
■ 2 shelves

Height - 984mm	
Width mm	Depth mm
477	505



Low cupboard
■ 1 shelf

Height - 984mm	
Width mm	Depth mm
915	505



Tall cupboard
■ 3 shelves

Height - 1820mm	
Width mm	Depth mm
915	505



Tall cupboard
 ■ 3 or 4 shelves

Height - 1820mm	
Width mm	Depth mm
915	505



Slim cupboard
 ■ 3 shelves

Height - 1820mm	
Width mm	Depth mm
477	505



Low cupboard
 ■ 1 shelf

Height - 984mm	
Width mm	Depth mm
915	505



Low cabinet
 ■ 2 shelves

Height - 984mm	
Width mm	Depth mm
477	505

PPE cupboards

Blue doors with silver grey body with high visibility 270 degree labelling, complying to BS5499-1.

Storage Cupboards

A useful range of smaller, practically sized low cupboards designed for general storage uses.



- 2 point locking
- 1 adjustable shelf

Height - 684mm	
Width mm	Depth mm
450	300



- 3 point locking
- 2 adjustable shelf

Height - 985mm	
Width mm	Depth mm
480	505



- 3 point locking
- 2 adjustable shelf

Height - 985mm	
Width mm	Depth mm
915	505

Probe

A Trusted **Whittan** Brand

0161 368 4286 | sales@lionsteel.co.uk | www.probe-manufacturing.co.uk

The information contained in this leaflet was accepted as correct at the date of publication. However, we reserve the right to make any necessary changes, in line with product development and trading conditions. Although all reasonable care has been taken to make it as complete and accurate as possible, no liability can be accepted for any inaccuracies or omissions. E+OE.